



INDUSTRIAL PRODUCTION DYNAMICS IN CENTRAL AND EASTERN EUROPE

SEPTEMBER 2010

POLAND

HUNGARY

SLOVAKIA

CZECH REPUBLIC

BULGARIA

LATVIA

LITHUANIA

ESTONIA

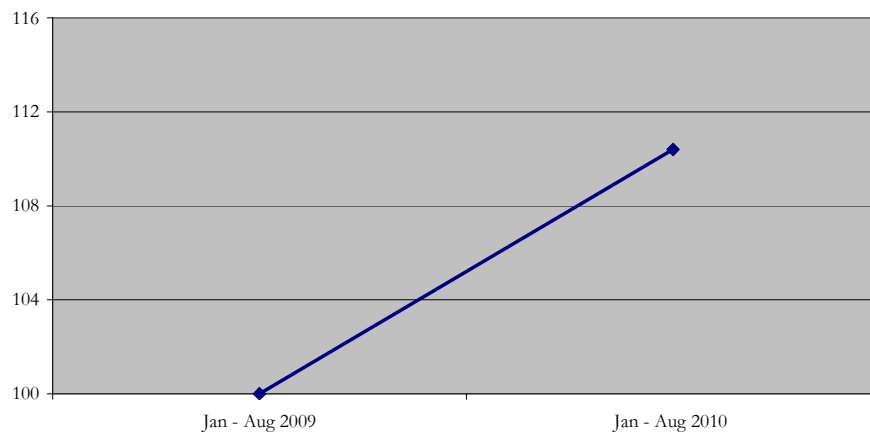
ROMANIA

Poland

The sold production of industry in constant prices (in enterprises employing more than nine persons) in Poland in August 2010 was by 13.5% higher than in the corresponding month of the previous year. Having eliminated the influence of seasonal factors, the sold production of industry in August 2010 reached the level higher by 12.7% than in the corresponding month of the previous year and was by 1.5% higher than in July 2010.

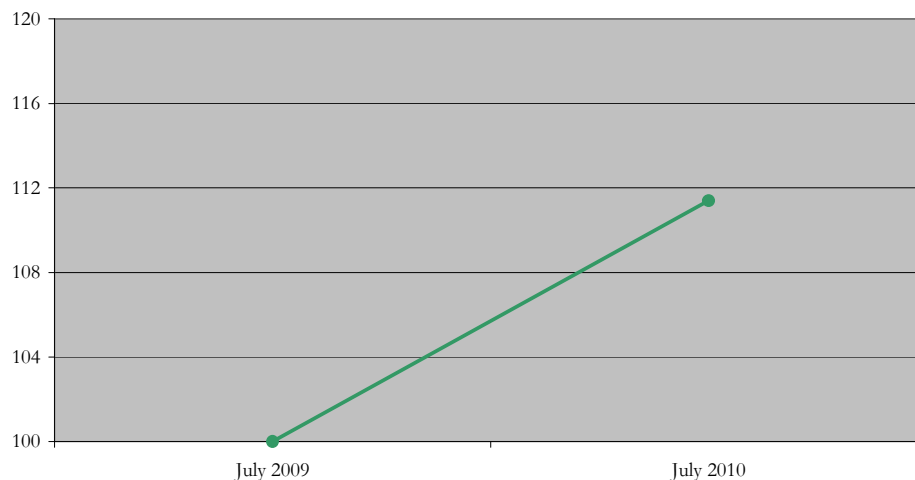
In the period January - August 2010, the sold production of industry in Poland was by 10.4% higher than in the corresponding period of the previous year.

Sold production of industry in Poland
in January - August 2010 vs January - August 2009



The industrial production in Poland recorded a growth of 11.4% in July 2010 compared with the same month of the previous year.

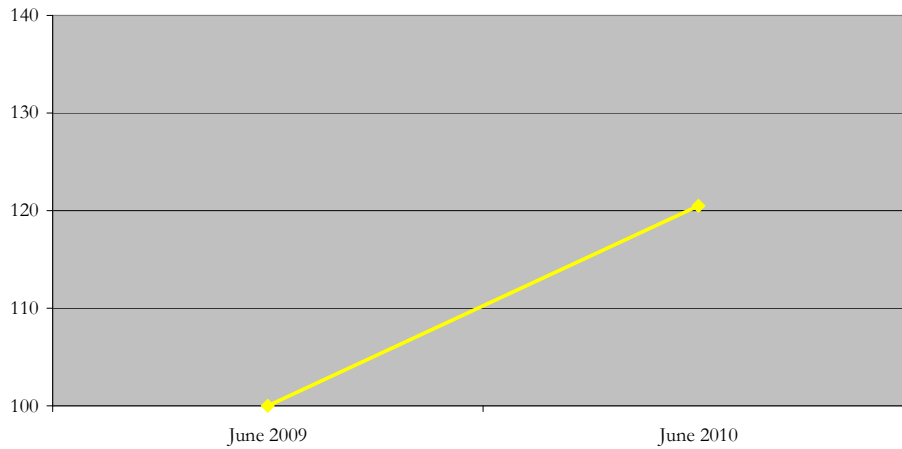
Industrial production in Poland in July 2010 vs July 2009





In June 2010, the total manufacturing working on orders in Poland increased by 2.3% compared with May 2010 and by 20.5% compared with June 2009.

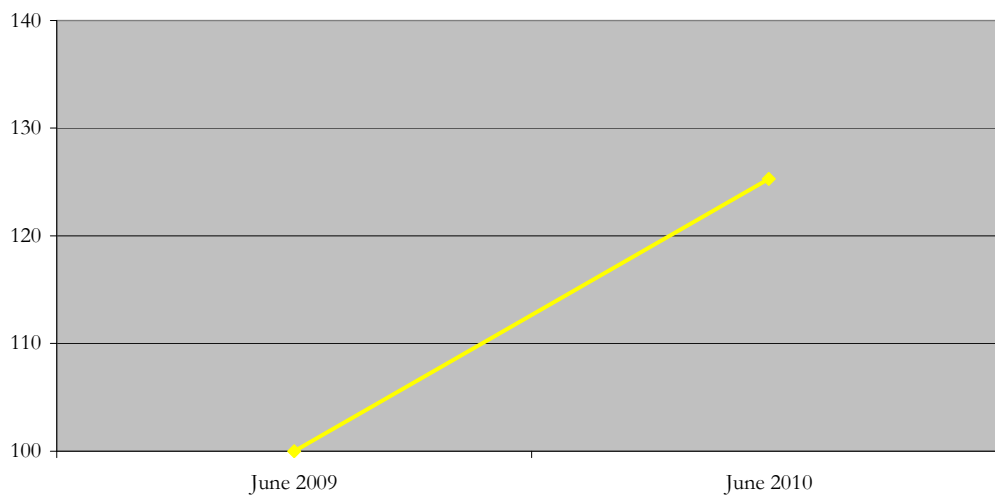
**Total manufacturing working on orders in Poland
in June 2010 vs June 2009**



Hungary

In June 2010, the total manufacturing working on orders in Hungary increased by 0.9% compared with May 2010 and by 25.3% compared with June 2009.

**Total manufacturing working on orders in Hungary
in June 2010 vs June 2009**

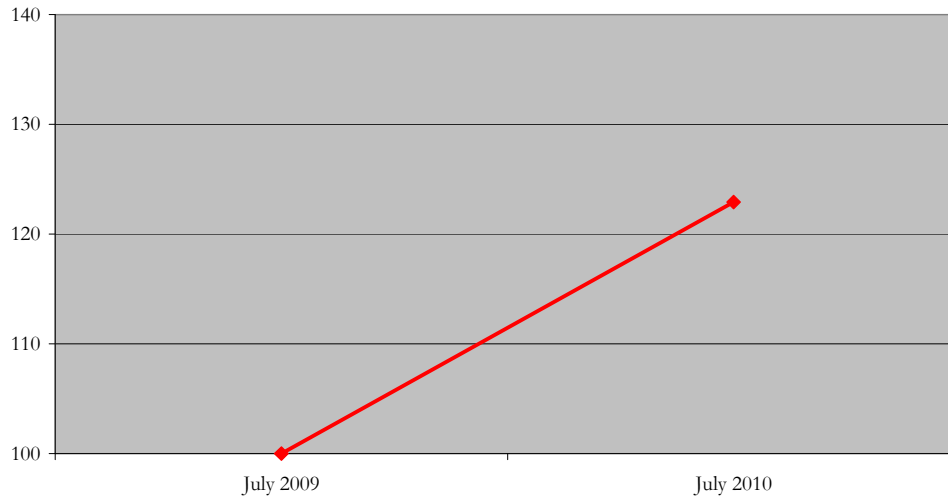




Slovakia

In July 2010, new orders in industry in Slovakia amounted to 2,614 million EUR, this representing an increase by 22.9% compared with July 2009.

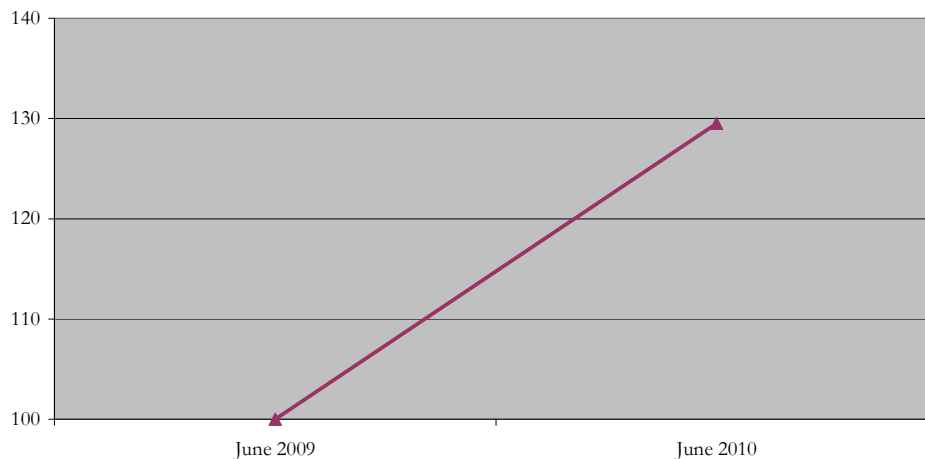
New orders in industry in Slovakia in July 2010 vs July 2009



The industrial production index (IPI) in Slovakia increased by 16.8 %, year-on-year, in July 2010 and it was affected by a rise in manufacturing by 21.5 %, in electricity, gas, steam and air-condition supply by 0.3 %.

The total manufacturing working on orders in Slovakia increased by 29.5% in June 2010 compared with June 2009.

Total manufacturing working on orders in Slovakia in June 2010 vs June 2009

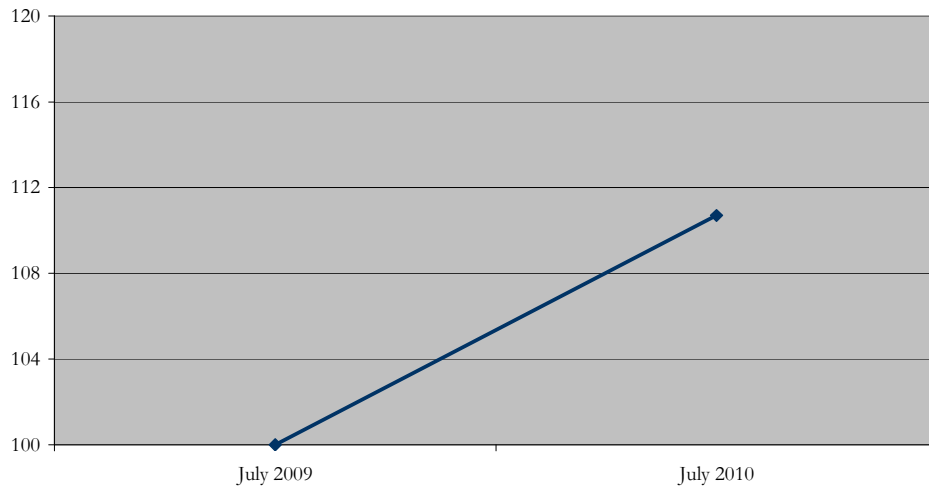




Czech Republic

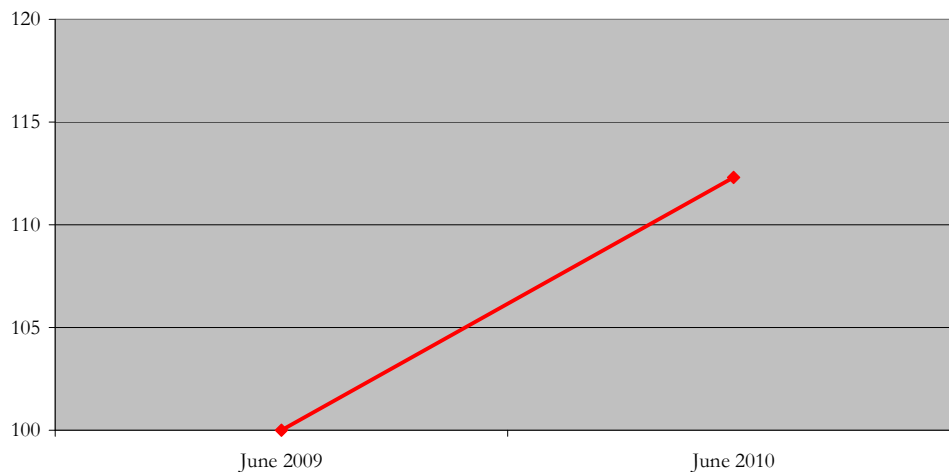
In July 2010, the industrial production in the Czech Republic recorded a growth of 0.3% compared with June 2010 and of 10.7% compared with July 2009.

Industrial production in the Czech Republic in July 2010 vs July 2009



The total manufacturing working on orders in the Czech Republic increased by 12.3% in June 2010 compared with June 2009.

Total manufacturing working on orders in the Czech Republic in June 2010 vs June 2009

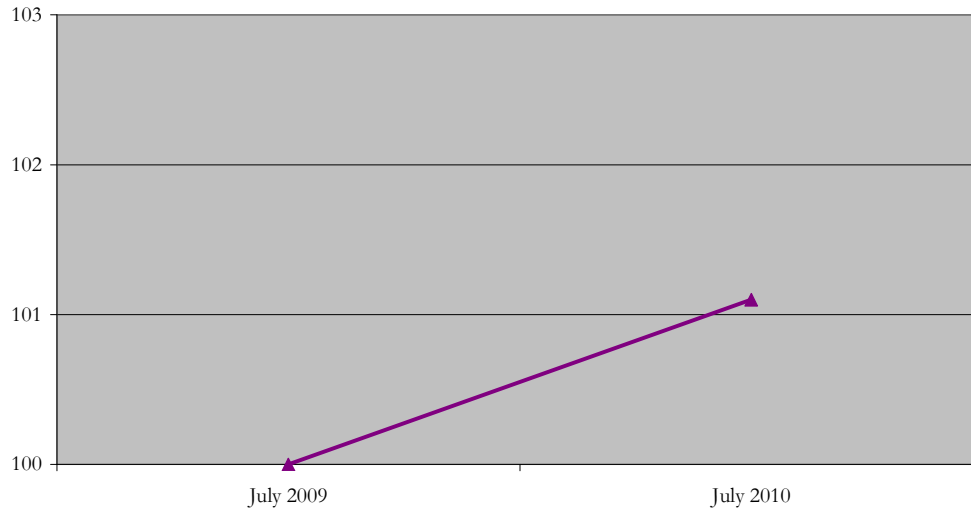




Bulgaria

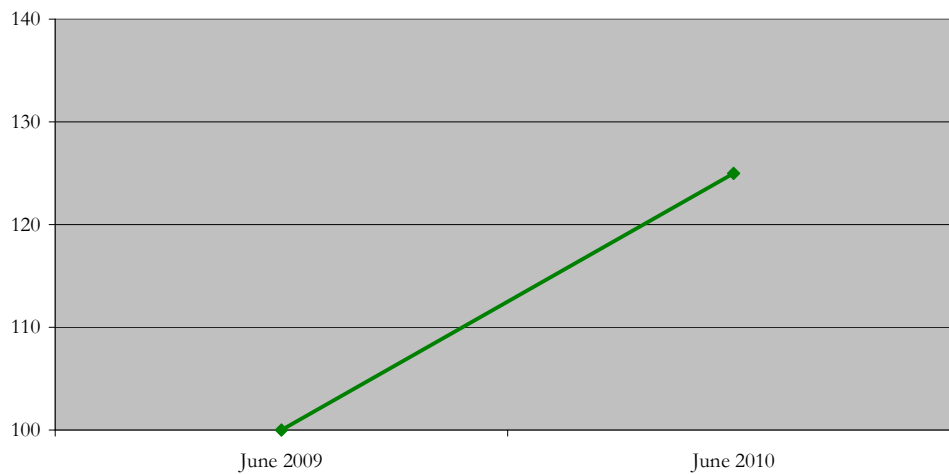
The industrial production in Bulgaria recorded a growth of 1.1% in July 2010 compared with the same month of 2009.

Industrial production in Bulgaria in July 2010 vs July 2009



In June 2010, the total manufacturing working on orders in Bulgaria increased by 4.0% compared with May 2010 and by 25.0% compared with June 2009.

Total manufacturing working on orders in Bulgaria in June 2010 vs June 2009

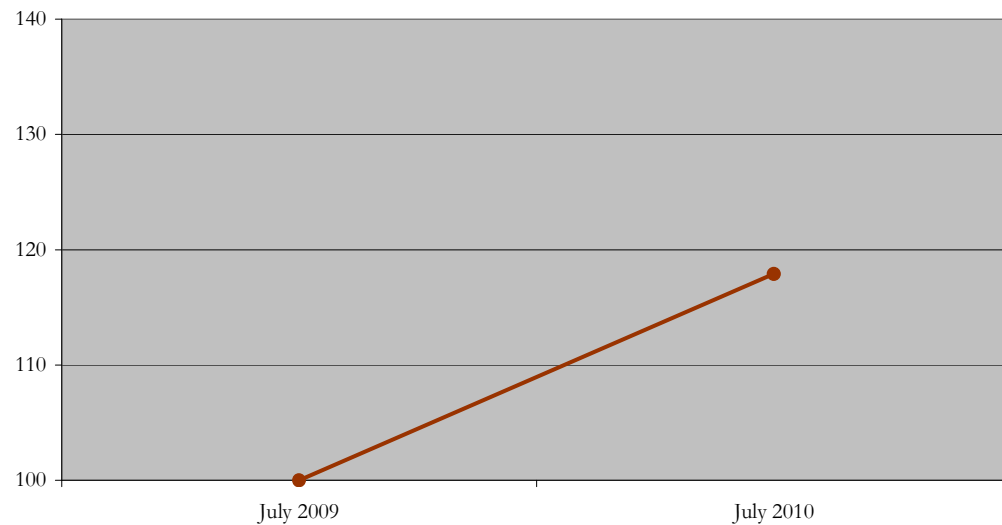




Latvia

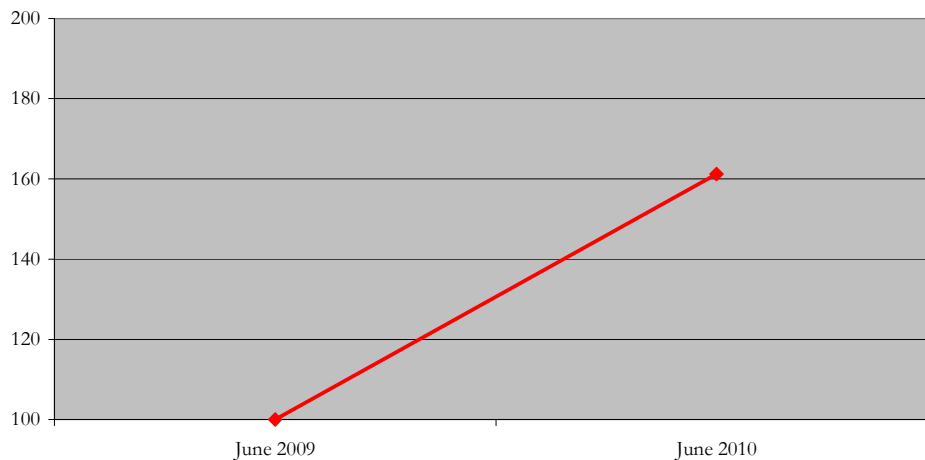
In July 2010, the industrial production in Latvia grew by 2.3% compared with June 2010 and by 17.9% compared with July 2009.

Industrial production in Latvia in July 2010 vs July 2009



In June 2010, the total manufacturing working on orders in Latvia increased by 0.7% compared with May 2010 and by 61.2% compared with June 2009.

**Total manufacturing working on orders in Latvia
in June 2010 vs June 2009**

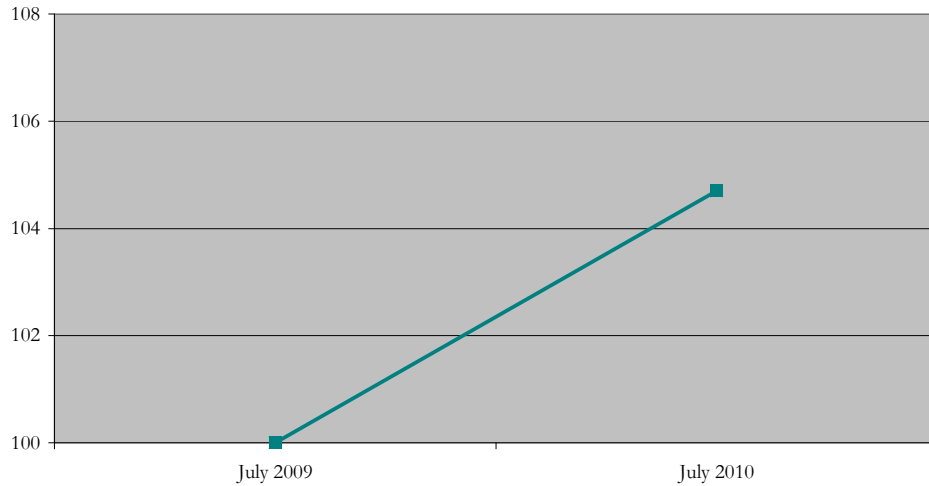




Lithuania

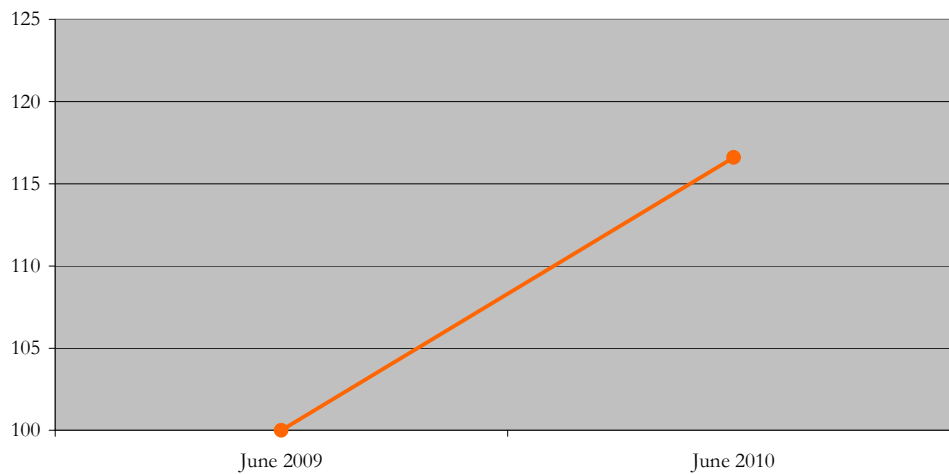
The industrial production in Lithuania increased by 4.7% in July 2010 compared with July 2009.

Industrial production in Lithuania in July 2010 vs July 2009



The total manufacturing working on orders in Lithuania increased by 19.1% in June 2010 compared with June 2009.

Total manufacturing working on orders in Lithuania
in June 2010 vs June 2009

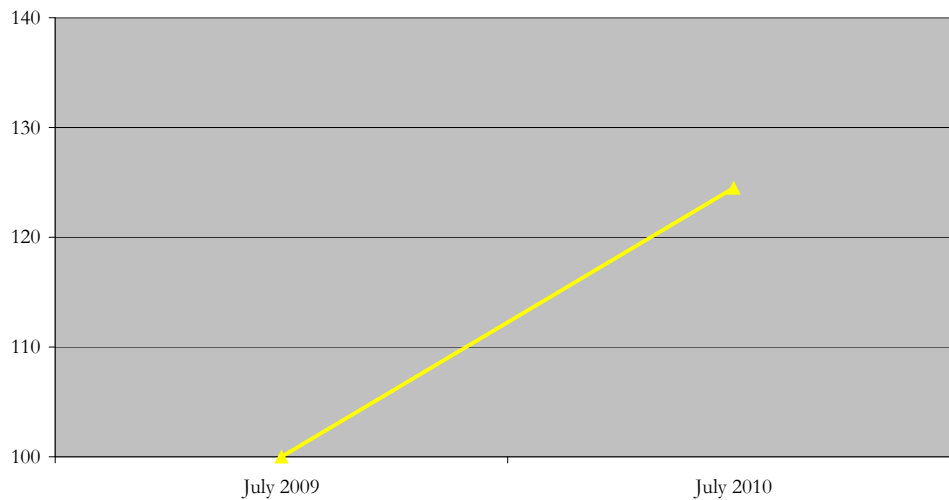




Estonia

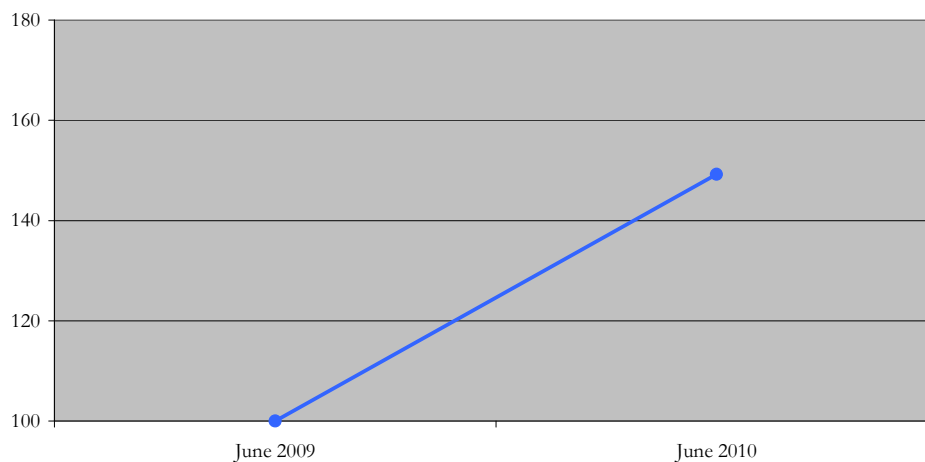
In July 2010, the industrial production in Estonia increased by 5.2% compared with June 2010 and by 24.5% compared with July 2009.

Industrial production in Estonia in July 2010 vs July 2009



In June 2010, the total manufacturing working on orders in Estonia increased by 2.8% compared with May 2010 and by 49.2% compared with June 2009.

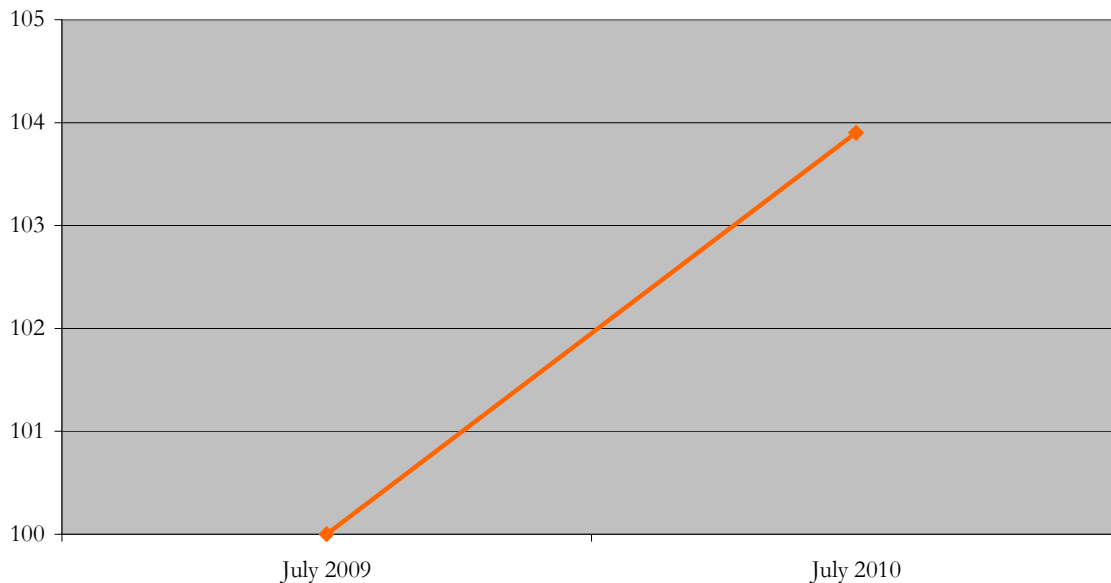
Total manufacturing working on orders in Estonia
in June 2010 vs June 2009



Romania

The industrial production in Romania recorded a growth of 3.9% in July 2010 compared with July 2009.

Industrial production in Romania in July 2010 vs July 2009

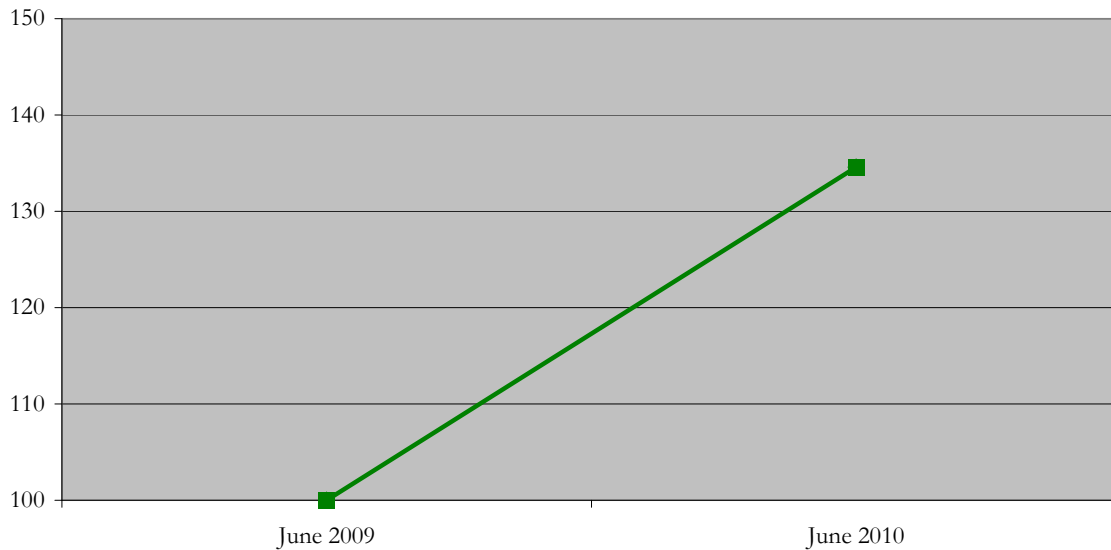


During the period January – July 2010 in comparison with the same period of the previous year, the gross industrial production index in Romania was by 5.3% higher, that increase being sustained by the electricity, gas, steam and air conditioning supply sector (+10.6%) and the manufacturing industry (+5.4%).

In July 2010, the total turnover value index of the industrial units (domestic and non-domestic market) in Romania was by 7.4% higher than in July 2009, that increase being recorded mainly due to the manufacturing industry (+8.3%). During the period January - July 2010 compared with the same period of 2009, the turnover value index in industry for total (domestic and non domestic market) increased by 10.3%, that increase being due to the manufacturing sector (+11.1%).

In June 2010, the total manufacturing working on orders in Romania increased by 5.5% compared with May 2010 and by 34.6% compared with June 2009.

**Total manufacturing working on orders in Romania
in June 2010 vs June 2009**



Sources:

Eurostat

Central Statistical Office of Poland

Statistical Office of the Slovak Republic

Czech Statistical Office

Central Statistical Bureau of Latvia

National Institute of Statistics Romania

Disclaimer:

Whilst every care is taken in compiling this report, no responsibility is taken for errors or omissions. FRD Center guarantees that this information, collected and generated, has been operated in a professional manner and best efforts were applied with a view to offering accurate and complete results. However, FRD Center will not be held liable for any damage or loss resulting from the use of the information contained herein.

Jackie Bojor, Director of Business Development

FRD Center, Bucharest, Romania

www.frdcenter.ro

tel: +4021 411 1460; fax: +4021 411 1461

e-mail: europa@frdcenter.ro